



Chembond Material Technologies Limited

(formerly known as Chembond Chemicals Limited)

Group Overview

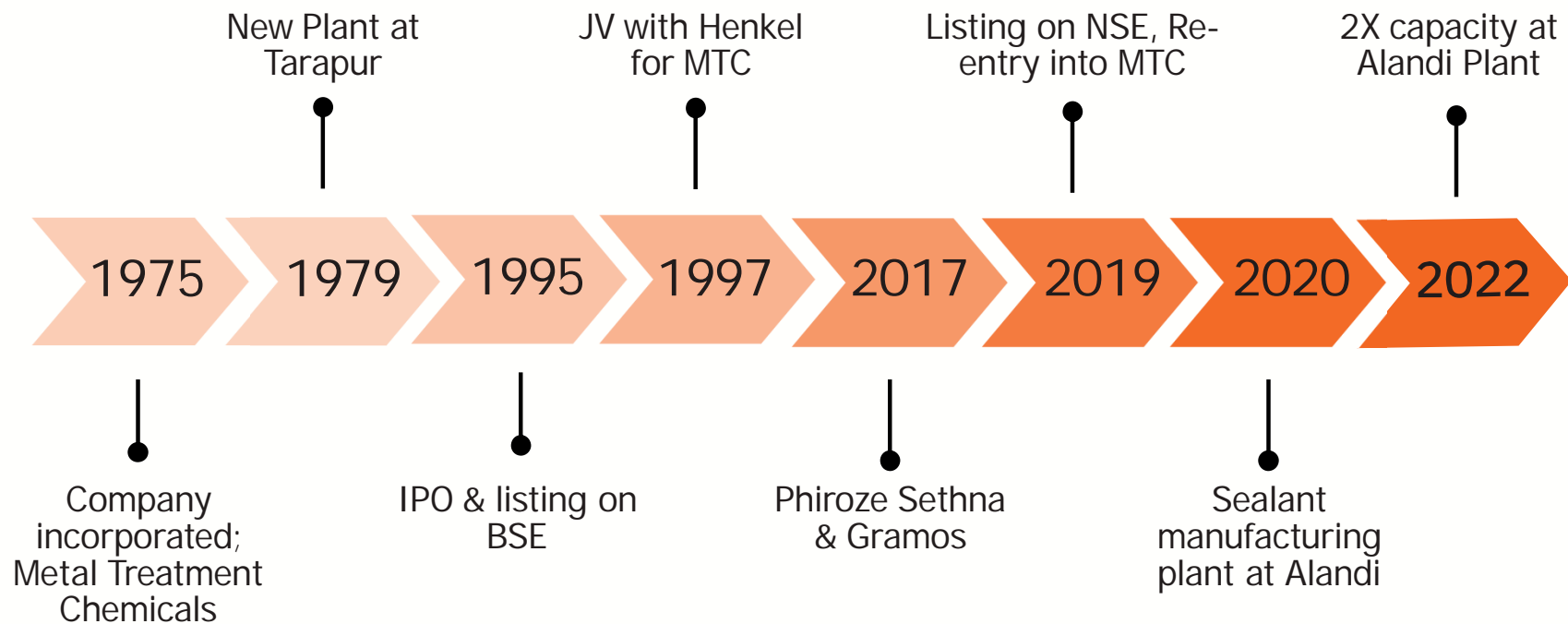
- Founded in 1974 by Dr. Vinod Shah, listed on BSE & NSE
- Employ over 250+ professionals
- Group revenues ₹200 crores
- Businesses:
 - **Material Technologies:** Metal Treatment Chemicals, High Performance Coatings, Adhesives & Sealants, MRO, and Paint Booth Solutions
 - **Biotechnology:** Animal Feed Supplements, Feed Additives, Enzymes & Probiotics



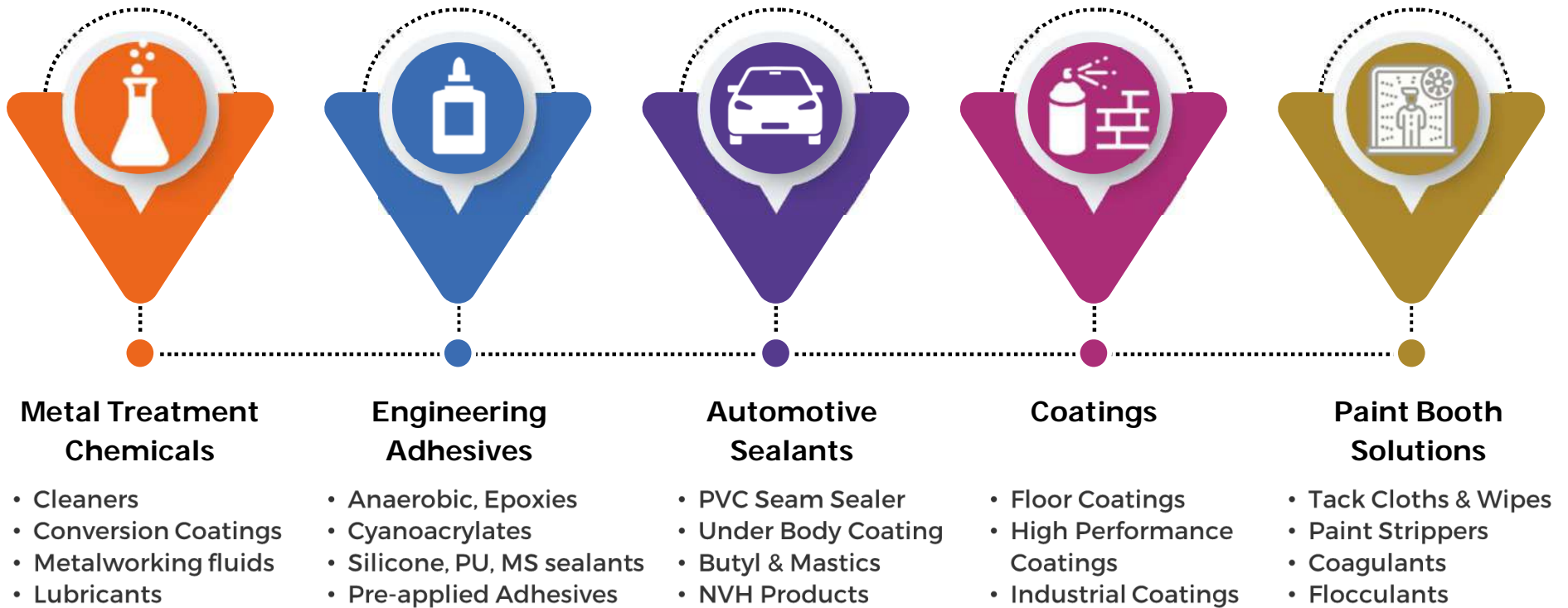
Milestones



Materials | Biosciences



CMT Business Units



Metal Treatment Chemicals

Surface Treatment Chemicals

Trication - multi-metal, low temp;
New Generation Zr based for multi
metals; Conventional zinc & iron
phosphates; Aluminum conversion
coatings



Cold Forming

Light or heavy zinc phosphate
conversion coatings;
Manganese phosphate; Soaps;
Inhibitors; Rust Preventives



Cleaners & Lubricants

Metal Working Fluids, Forging
Lubricants & Industrial Cleaners



Steel & Coil

Conventional conversion
coatings; Cr & Cr Free Dry in
Place; Passivation's; Lubes



Market Segments



General Line



Appliances



Aluminium



Lubricants



Cold Extrusion



Tube Drawing



Automotive Ancillaries



Automotive OEM

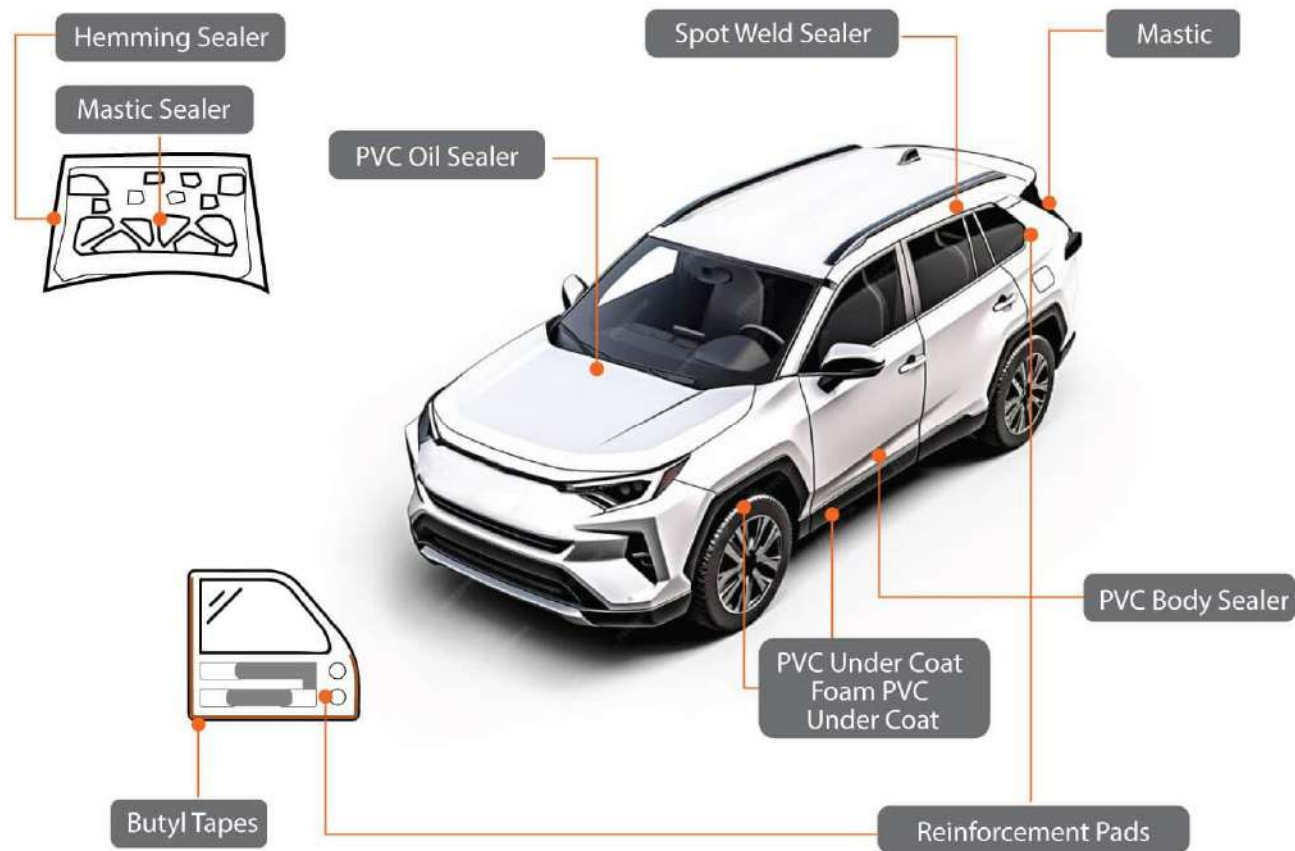


Steel & Coil



Wire Drawing

Automotive Sealants



Automotive Sealants

- PVC Seam and Underbody Sealants
- Fuel Tank Coatings
- Butyl Tape – Door Foil Adhesives
- Expandable Anti-flutter Tapes
- Spotweld & Mastic Sealers
- Hemming Adhesives
- Thumb Grade Sealers
- Structural Adhesives
- Body Panel Reinforcement Pads
- Anti-Vibration Pads
- Air Drying Sealers



Coatings

High Performance Coatings

Structural Coatings & Primers,
Heat Resistant Coatings,
Intermediate Coatings, Topcoats,
Miscellaneous Coatings.



Industrial Coatings

Water Based Coatings,
Synthetic Enamels &
Primers, Epoxy Primers,
Polyurethane Paint Systems.



Floor Coatings

Epoxy & PU based Floor
Coatings, Decorative
Epoxy Floor Coating.



Engineering Adhesives

- Anaerobic Threadlockers
- Thread Sealants
- Retaining Compounds
- Cyanoacrylates
- Epoxies
- MS Polymers
- Anti-Seize Compounds
- Pre-Applied
- MMA's
- Silicones & RTV's



Paint Booth Solutions

- Tack Cloths & Wipes
 - Cotton
 - Knitted Polyester
 - Polyester Non-Woven
 - Alcohol Wipes
- Paint Booth Water Treatments
- Paint Booth Coatings & Maskings
- Paint Strippers



Industry Applications

Industry	Metal Treatment Chemicals	Sealants	Engineering Adhesives	Coatings	Paint Booth Solutions
Auto OEM	✓	✓	✓	Floor	✓
Auto Ancillaries	✓	✓	✓	Floor & Industrial	✓
Cold Forming	✓			Floor	
Hot Forging	✓				
Steel & Coil	✓			Floor	
Appliances	✓		✓	Floor	✓
General Engineering	✓		✓	All	✓

Biosciences - Animal Health



- Chembond entered Animal Health business in 2010
- Nutritional supplements caters to Poultry, Dairy and Aqua segments
- Footprints across India
- In-house manufacturing and R&D
- CBL Business Units
 - Probiotics, Prebiotics & Enzymes
 - Biosecurity & Farm Management
 - Feed Additives
 - Vitamin & Mineral Premixes



Manufacturing Facilities



Materials | Biosciences



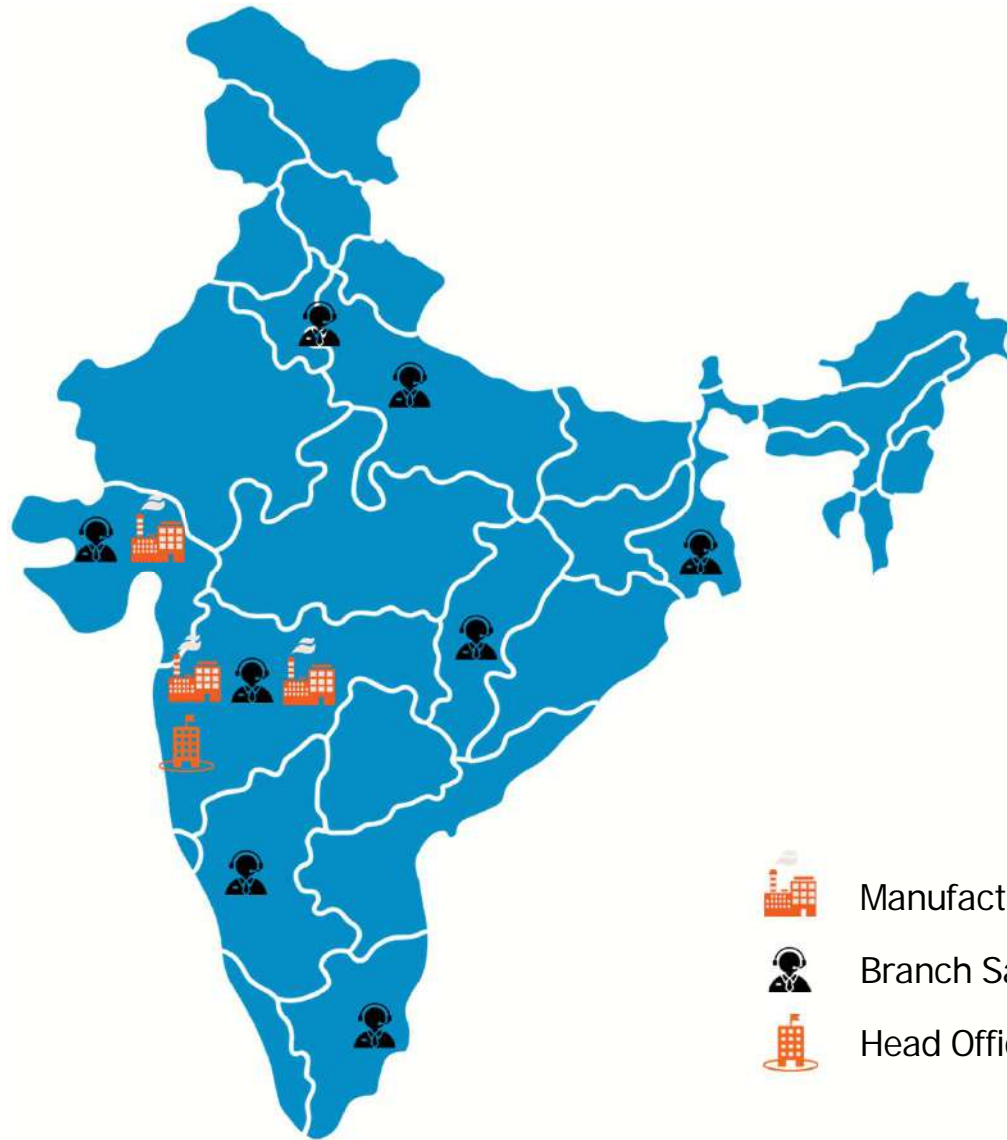
Alandi, Maharashtra



Tarapur, Maharashtra

Group Presence

- 50+ Dedicated Automotive Sales, Technical Service & Product Development team
- 3 Manufacturing Sites



Manufacturing Plant

Branch Sales Office

Head Office and R&D



Materials | Biosciences

Employee Training & Development



Materials | Biosciences

Key Training Modules Include:

- TQM (Total Quality Management)
- Strategic Planning & Goal Setting
- Visual Control (Mieruka)
- T2 – Vendor System Audit
- Root Cause Analysis & CAPA
- Measurement System Analysis (MSA)
- LOTO & Electrical Safety
- Internal Audit: IATF 16949 & ISO 9001
- Inventory Management, JIT & Variance Control




Laboratories & Technical Services



Materials | Biosciences

- Advanced Testing Facilities at Mahape & Alandi equipped with,
 - Application & Performance Testing
 - Analytical Capabilities
- QC & Testing Labs at multiple plant locations.
- Expert Technical Team with experience in automotive pretreatment, coil coating, lubricants, and general industry.



Certifications



Materials | Biosciences

Quality Certification

ISO 9001:2015 (All plants), IATF 16949:2016
(Mahape - HO, Alandi, Tarapur)

Environmental Standards

ISO 14001:2015
(Tarapur & Dudhwada)

Occupational Health & Safety

OHSAS 45001:2018
(Tarapur & Dudhwada)

Certificate

Standard **ISO 9001:2015**
Certificate Registr. No. **01 100 1329178/06**

Certificate Holder: **CHEMBOND MATERIAL TECHNOLOGIES PRIVATE LIMITED**
Gat 226, Alandi Markai Road, Village Dhanore, Tal Khed,
Dist Pune - 412105, Maharashtra, India

Scope: Design and Manufacture of Sealants, Coatings and Adhesives

Proof has been furnished by means of an audit that the
requirements of ISO 9001:2015 are met.

Validity: The certificate is valid from 2022-10-18 until 2025-10-17.
First certification 2022

2022-11-02

TÜV Rheinland Cert GmbH
Am Grauen Stein 51105 Köln

Certificate

Standard **IATF 16949:2016**
(1st edition, 2016-10-01)
Certificate Registr. No. **01 111 1329178/06**
IATF Certificate No. **0480111**

Certificate Holder: **CHEMBOND MATERIAL TECHNOLOGIES PRIVATE LIMITED**
Gat 226, Alandi Markai Road, Village Dhanore, Tal Khed,
Dist Pune 412105, Maharashtra, India

With remote location(s) according to annex

Scope: Design and Manufacture of Sealants and Coatings

Proof has been furnished by means of an audit that the
requirements of IATF 16949:2016 are met.

Validity: The certificate is valid from 2022-10-18 until 2025-10-17.

Release date: 2022-10-18



2-AG-QMC 01003

TÜV Rheinland Cert GmbH
Am Grauen Stein 51105 Köln
Germany - NRW

1/2

Certificate

Standard **ISO 14001:2015**
Certificate Registr. No. **01 104 097038**

Certificate Holder: **Chembond Chemicals Ltd.**
Site: E6/3 & 4, M.I.D.C.,
Tarapur-401506, District Palghar,
India.

Scope: Manufacture of Corrosion Inhibitor of Water Treatment,
Manufacture of Metal Pretreatment Chemicals, Aerosol
for Maintenance Repair Overhaul (MRO) & Paint for
Chembond Material Technologies Pvt. Ltd.
Formulation & Manufacture of Animal Feed Supplement
for Chembond Biosciences Ltd.

Proof has been furnished by means of an audit that the
requirements of ISO 14001:2015 are met.

Validity: The certificate is valid from 2023-04-21 until 2026-04-20.
First certification 2011

2023-04-21

TÜV Rheinland Cert GmbH
Am Grauen Stein 51105 Köln

Certificate

Standard **ISO 45001:2018**
Certificate Registr. No. **01 213 097038**

Certificate Holder: **Chembond Chemicals Ltd.**
Site: E6/3 & 4, M.I.D.C.,
Tarapur-401506, District Palghar,
India.

Scope: Manufacture of Corrosion Inhibitor of Water Treatment,
Manufacture of Metal Pretreatment Chemicals, Aerosol
for Maintenance Repair Overhaul (MRO) & Paint for
Chembond Material Technologies Pvt. Ltd.
Formulation & Manufacture of Animal Feed Supplement
for Chembond Biosciences Ltd.

Proof has been furnished by means of an audit that the
requirements of ISO 45001:2018 are met.

Validity: The certificate is valid from 2023-04-21 until 2026-04-20.
First certification 2011

2023-04-21

TÜV Rheinland Cert GmbH
Am Grauen Stein 51105 Köln

www.tuv.com



www.tuv.com



www.tuv.com



www.tuv.com



Clientele



Materials | Biosciences



Executive Commentary

Q3 FY26

Revenue from operations at
Rs. 62.90 crores

^ 8.9% vs Q2 2025-26

^ 18.6% vs Q3 2024-25

9M FY26

Revenue from operations at
Rs. 178.32 crores

^ 19.6% vs 9M 2024-25

Revenue Performance of BU's

Material Technologies

Animal Health

vs Q2 FY26

^ 8.7 %

^ 9.7 %

vs Q3 FY25

^ 9.0 %

^ 16.8 %

vs 9M FY25

^ 18.2%

^ 27.0%

-
- Material Technologies grew against all previous year quarters
 - Animal health continued its strong growth path

Executive Commentary 2

EBITDA*

Q3 FY 26	Rs. 4.14 crores
9M FY 26	Rs. 11.63 crores

**excluding other income*

- ↑ 3.1% vs Q2 FY26
- ↑ 9.9% vs Q3 FY25
- ↑ 16.5% vs 9M FY25

PBT#

Q3 FY26	Rs. 3.21 crores
9M FY26	Rs. 8.64 crores

#excluding other income & exceptional item

- ↑ 17.8% vs Q2 FY26
- ↑ 10.2% vs Q3 FY25
- ↑ 14.5% vs 9M FY25

Rising input costs affected product margin

Other income improved due to positive fair value of mutual fund investments

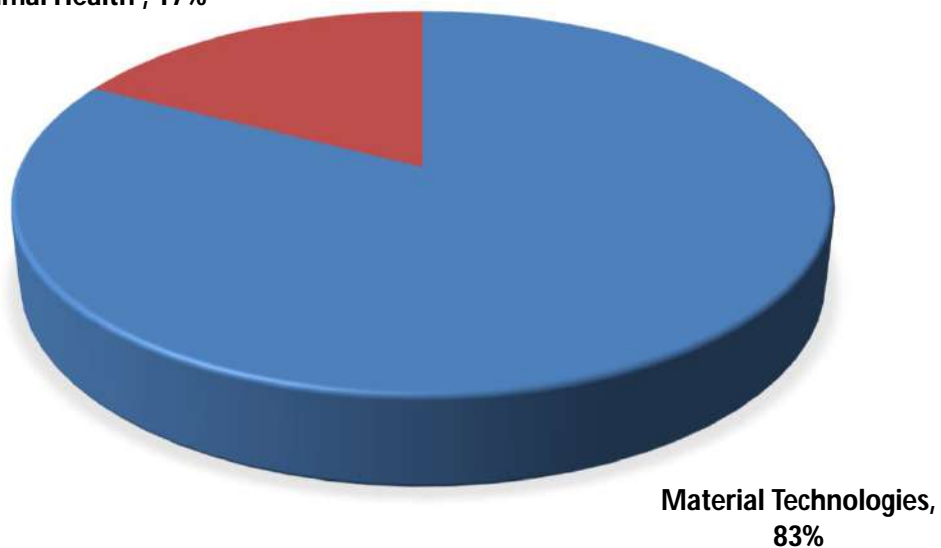
Exceptional item of Rs 1.79 cr is the estimated impact on account of the new labour code

Revenue outlook remains positive

Renewed inflationary pressure visible in input prices

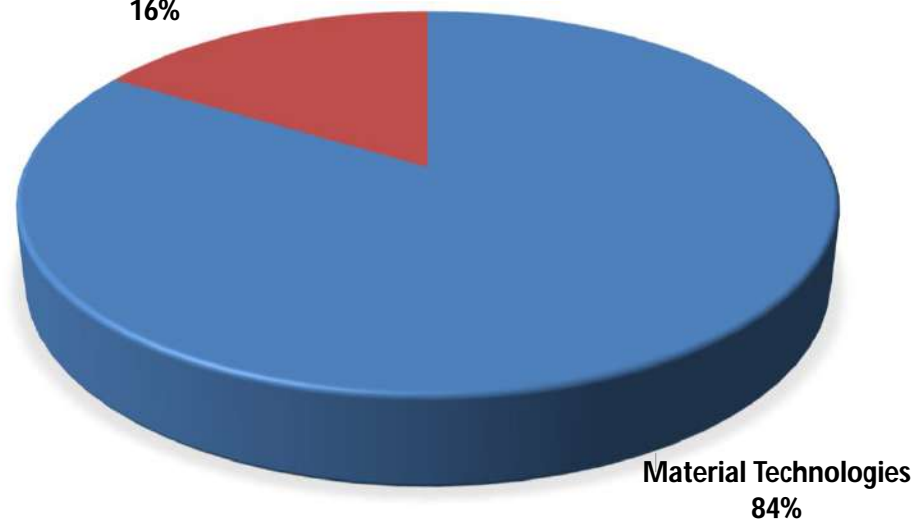
Share of Revenue by Segment

Animal Health , 17%



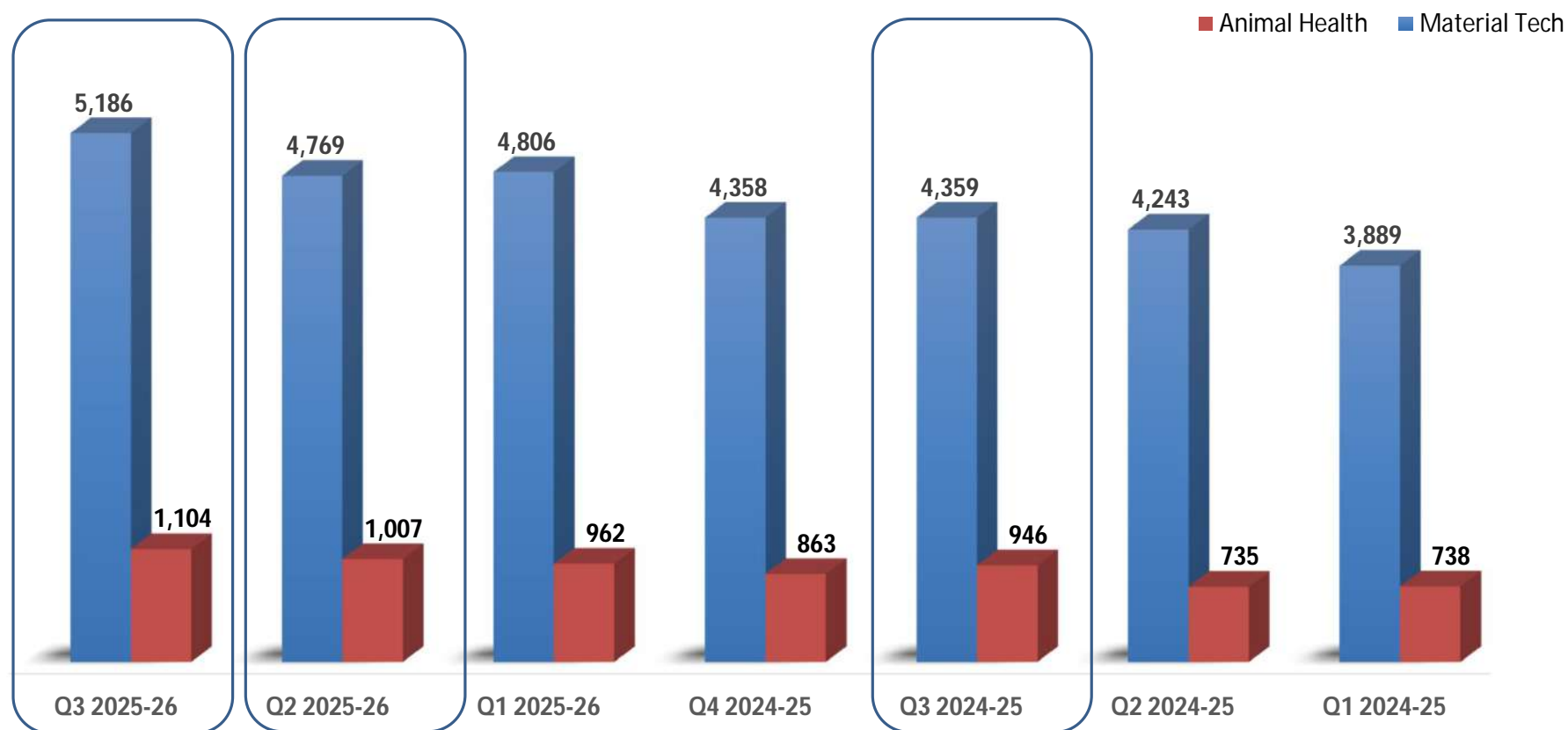
2025-26

Animal Health
16%



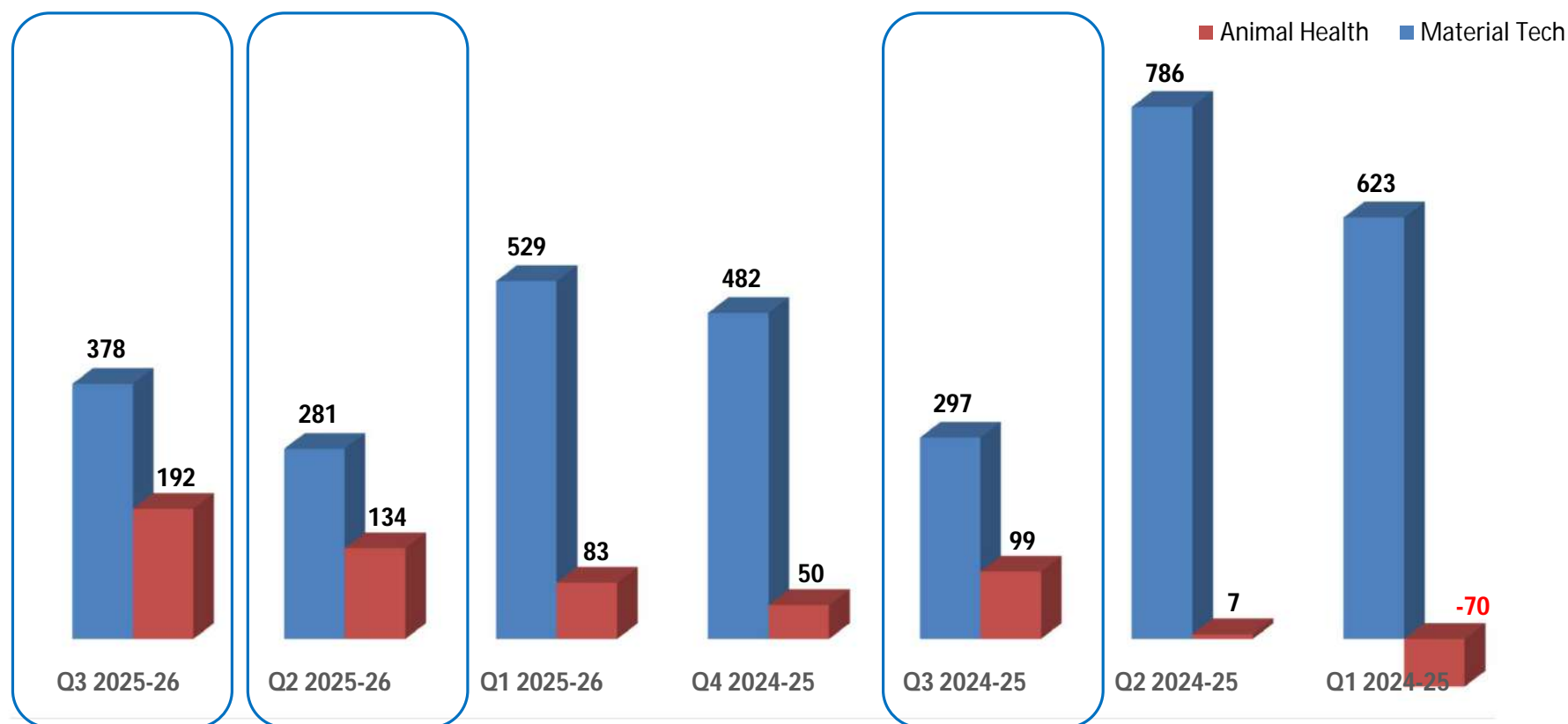
2024-25

Revenues from Operations – QoQ



in ₹ lakhs

EBITDA – QoQ



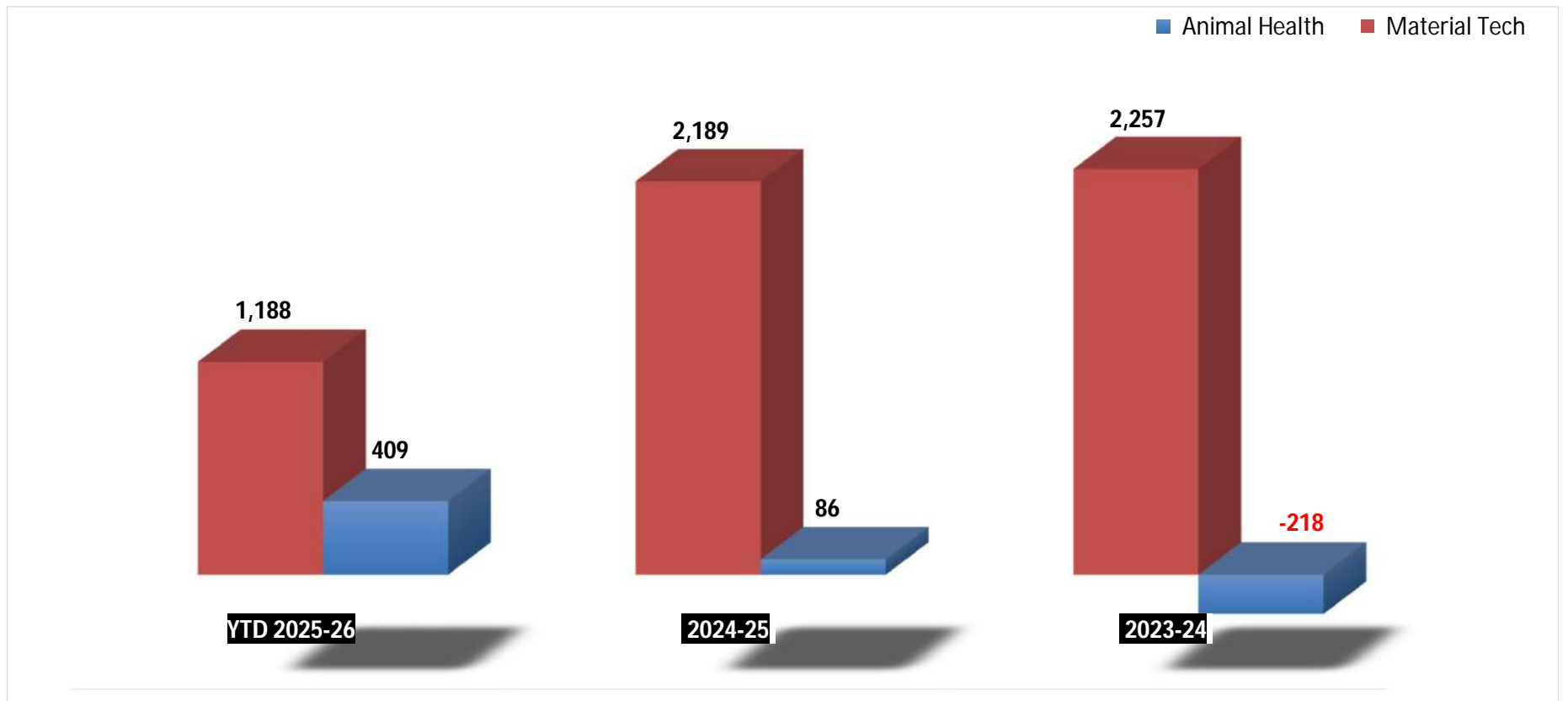
Negative fair valuation from MF investments in Q2 FY26 and Q3 FY25 ; Received final insurance settlement against loss on fire in Q2 FY25

in ₹ lakhs

EBITDA – YoY

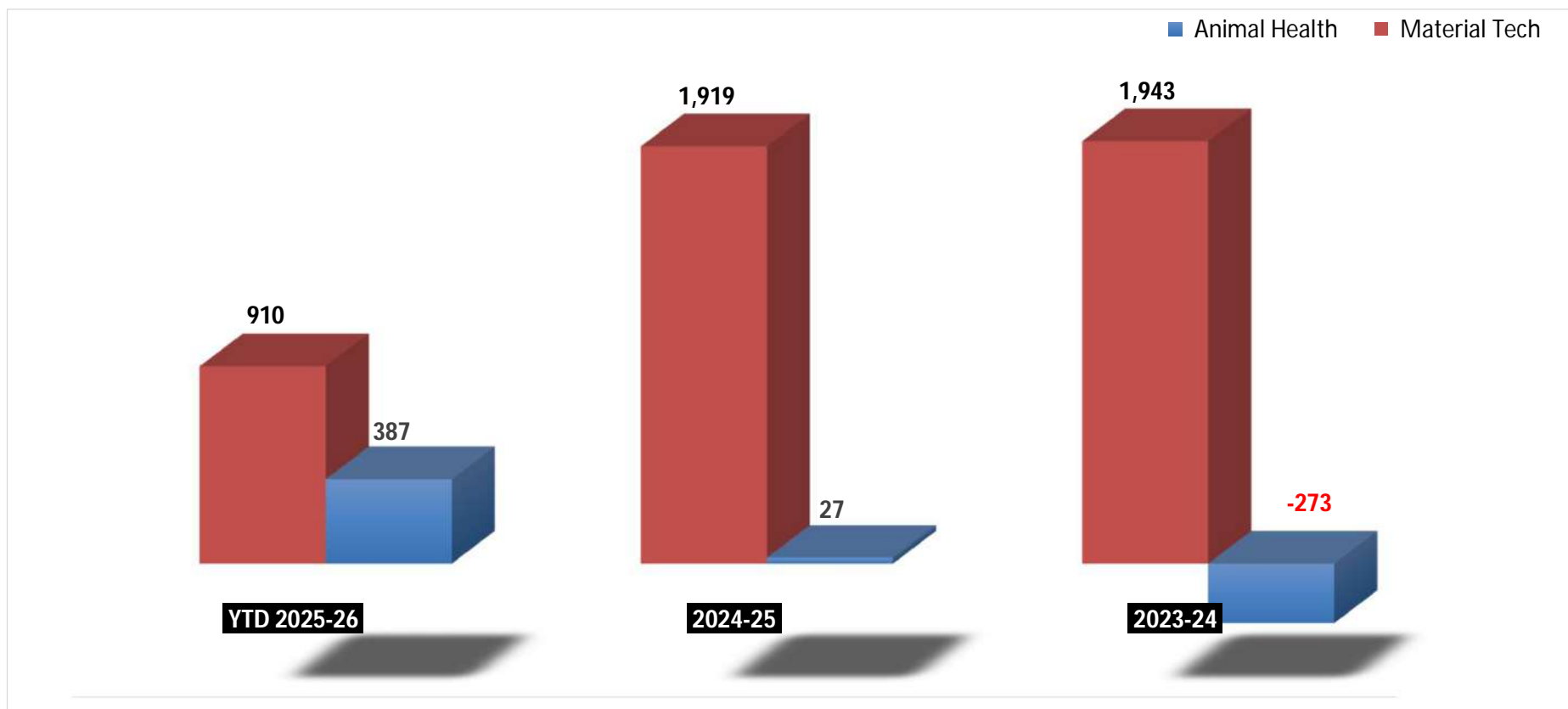


Materials | Biosciences



in ₹ lakhs

Profit Before Tax



in ₹ lakhs

5 Year Financial Performance – Consolidated



Materials | Biosciences

Highlights	2024-25	2023-24 Restated	2022-23	2021-22	2020-21
<u>Operating Result</u>					
Revenue From Operations	20,129.99	17,824.43	44,044.41	34,898.08	27,444.58
Other Income	761.68	1,405.74	463.61	861.08	1,533.09
Finance Cost	63.79	76.03	104.13	68.91	42.19
Depreciation	264.86	293.54	450.53	447.86	455.45
PBT	1,946.10	1,669.47	3,366.79	2,053.76	2,852.92
PAT	1,756.24	1,117.63	2,477.19	1,398.57	2,040.89
Dividend on Equity Shares	470.69	403.45	672.41	302.59	-
<u>Financial Position</u>					
Equity Share Capital	672.41	672.41	672.4144	672.41	672.41
Reserves (Less Revaluation Reserve & Misc exp)	14,944.13	13,651.82	31,515.01	29,722.64	28,646.73
Net Worth	15,616.54	14,324.24	32,187.41	30,395.05	29,319.14
Borrowings	264.63	668.30	731.47	150.63	188.06
Net Block (Asset)	4,104.86	3,927.60	11,648.61	12,069.50	12,155.39
<u>Ratios</u>					
Return on Average Networkw % (RONW) (PAT divided by Average Networkw)	11.7%	4.8%	7.92%	4.68%	7.26%
Return on Average Capital Employed % (ROCE) (PBIT divided by Average Fund Employed Excluding Def tax liab)	13.02%	7.29%	10.94%	7.07%	10.21%
Gross Gearing % (Debt as a percentage of Debt plus Equity)	1.67%	4.46%	2.22%	0.49%	0.64%
Current Ratio (Current Assets divided by Current Liabilities**)	2.23	2.13	2.72	3.59	3.24
Asset Turnover Ratio (Net Sales divided by Total Assets)	1.00	0.93	1.10	0.97	0.78
Earning Per Share (Basic)*	13.06	8.31	18.36	10.35	15.13
Dividend Per Share					-
Book Value Per Share*	116.12	106.51	239.34	226.01	218.01

The Company has adopted Ind-AS accounting standards with effect from 1 St April 2016, hence F.Y 2017 onwards, the financials are reported as per Ind-AS and are not strictly comparable with previous Years. For FY 2016, Balance sheet items are as per Ind-AS.

* Adjusted for issue of Bonus Shares in March 2010 in the ratio of 1 : 1 & Subdivision of Shares in September 2016 from face value of Rs.10/- each to Rs.5/- each

** Current Liabilities excludes Short Term Borrowing and Current maturities of Long term Debt

in ₹ lakhs

5 Year Financial Performance – Standalone



Materials | Biosciences

	2024-25	2023-24 Restated	2022-23	2021-22	2020-21
Highlights					
Operating Result					
Revenue From Operations	17,120.70	15,334.04	5,086.45	4,563.92	4,203.69
Other Income	719.97	1,405.08	541.34	1,010.51	1,191.20
Finance Cost	9.05	24.72	6.48	4.82	7.11
Depreciation	260.68	289.41	243.87	269.93	280.46
PBT	1,919.05	1,942.87	455.37	1,092.78	1,264.90
PAT	1,722.36	1,382.45	395.93	874.37	967.32
Dividend on Equity Shares	470.69	403.45	672.41	302.59	-
Financial Position					
Equity Share Capital	672.41	672.41	672.41	672.41	672.41
Reserves (Less Revaluation Reserve & Misc exp)	15,728.11	14,471.00	23,508.05	23,828.85	23,257.87
Net Worth	16,400.52	15,143.41	24,180.46	24,501.26	23,930.28
Borrowings					
Net Block (Asset)	4,080.84	3,903.35	3,552.68	3,252.55	3,414.79
Ratios					
Return on Average Networth %(RONW) (PAT divided by Average Networth)	11%	7.0%	1.63%	3.61%	4.13%
Return on Average Capital Employed % (ROCE) (PBIT divided by Average Fund Employed Excluding Def tax liab)	12%	10%	1.90%	4.55%	5.45%
Gross Gearing % (Debt as a percentage of Debt plus Equity)	0.00%	0.00%	0.00%	0.00%	0.00%
Current Ratio (Current Assets divided by Current Liabilities**)	2.66	2.65	6.39	9.95	7.45
Asset Turnover Ratio (Net Sales divided by Total Assets)	0.85	0.81	0.20	0.18	0.17
Earning Per Share (Basic)*	12.81	10.28	2.61	6.53	7.18
Dividend Per Share					-
Book Value per Share*	121.95	112.60	179.80	182.19	177.94

The Company has adopted Ind-AS accounting standards with effect from 1 St April 2016, hence F.Y 2017 onwards, the financials are reported as per Ind-AS and are not strictly comparable with previous Years. For FY 2016, Balance sheet items are as per Ind-AS.

* Adjusted for issue of Bonus Shares in March 2010 in the ratio of 1 : 1 & Subdivision of Shares in September 2016 from face value of Rs.10/- each to Rs.5/- each

** Current Liabilities excludes Short Term Borrowing and Current maturities of Long term Debt

in ₹ lakhs

Contact Us



Chembond Material Technologies Ltd.
(formerly known as Chembond Chemicals Limited)
EL-71 MIDC Mahape
Navi Mumbai 400710. INDIA

www.chembond.in
T: +91 22 62643000 - 03
F: +91 22 27681294
E: cs@chembond.in

Thank You



www.chembond.in



info@chembond.in

