



CHEMBOND MATERIAL TECHNOLOGIES LTD.

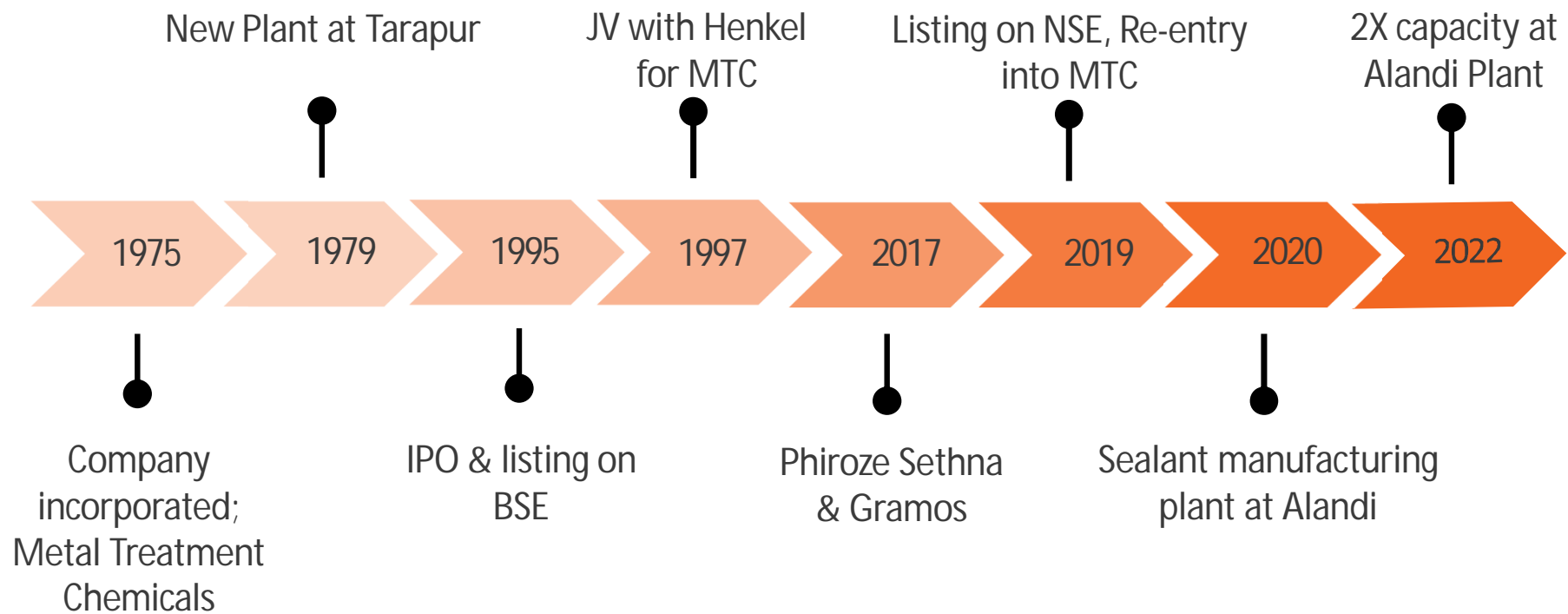
(formerly known as Chembond Chemicals Limited)

GROUP OVERVIEW

- Founded in 1974 by Dr. Vinod Shah, listed on BSE & NSE
- Employs over 250+ professionals
- Group revenue of ₹200 crores
- Businesses:
 - **Material Technologies:** Metal Treatment Chemicals, High-Performance Coatings, Adhesives & Sealants, MRO, and Paint Booth Solutions
 - **Biotechnology:** Animal Feed Supplements, Feed Additives, Enzymes & Probiotics



MILESTONES



CMT BUSINESS UNITS



Metal Treatment

Chemicals

- Cleaners
- Conversion Coatings
- Metal working fluids
- Lubricants

Engineering

Adhesives

- Anaerobic, Epoxies
- Cyanoacrylates
- Silicone, PU, MS sealants
- Pre-applied Adhesives

Automotive

Sealants

- PVC Seam Sealer
- Under Body Coating
- Butyl & Mastics
- NVH Products

Coatings

- Floor Coatings
- High-performance Coatings
- Industrial Coatings

Paint Booth

Solutions

- Tack Cloths & Wipes
- Paint Strippers
- Coagulants
- Flocculants

METAL TREATMENT CHEMICALS

Surface Treatment Chemicals

Trication - multi-metal, low temp; New Generation Zr based for multi metals; Conventional zinc & iron phosphates; Aluminum conversion coatings



Cold Forming

Light or heavy zinc phosphate conversion coatings; Manganese phosphate; Soaps; Inhibitors; Rust Preventives




Cleaners & Lubricants

Metal Working Fluids, Forging Lubricants & Industrial Cleaners



Steel & Coil

Conventional conversion coatings; Cr & Cr Free Dry in Place; Passivation's; Lubes



MARKET SEGMENTS



General Line




Appliances



Aluminium



Lubricants



Cold Extrusion



Tube Drawing



Automotive
Ancillaries



Automotive OEM

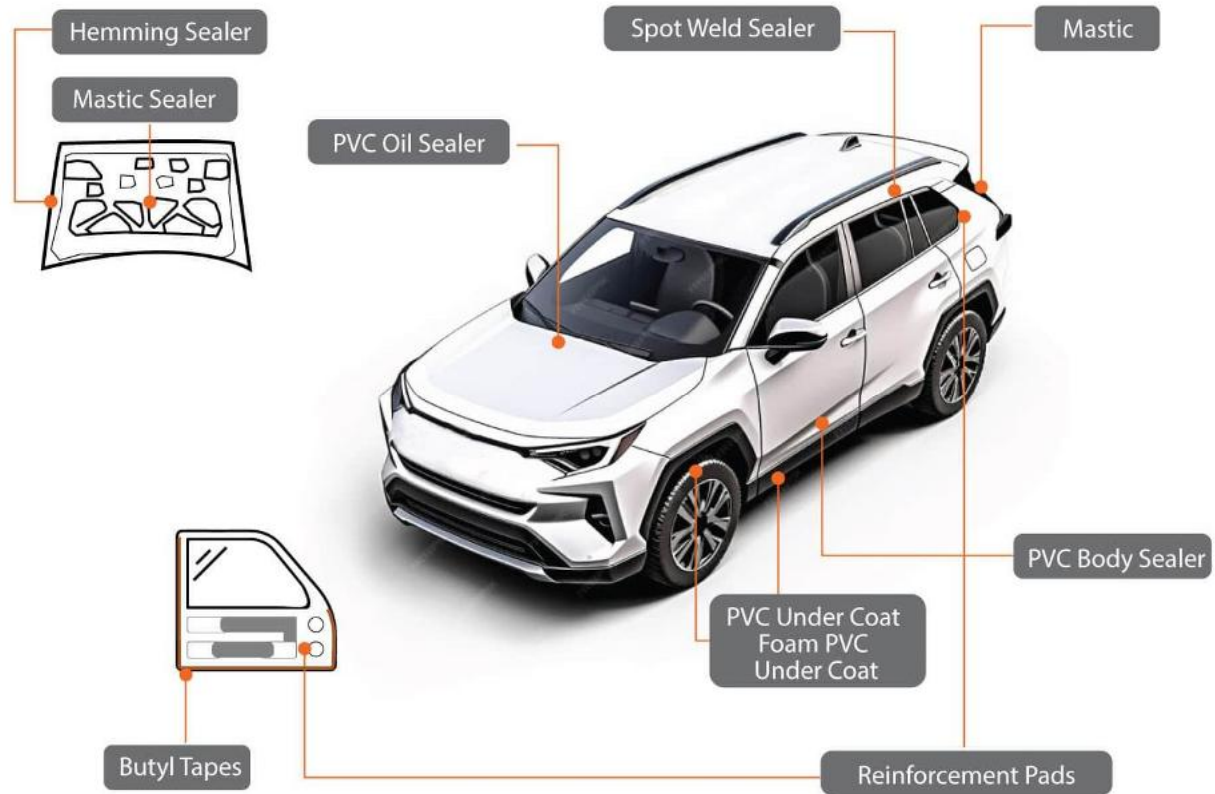


Steel & Coil



Wire Drawing

AUTOMOTIVE SEALANTS



AUTOMOTIVE SEALANTS

- PVC Seam and Underbody Sealants
- Fuel Tank Coatings
- Butyl Tape – Door Foil Adhesives
- Expandable Anti-flutter Tapes
- Spotweld & Mastic Sealers
- Hemming Adhesives
- Thumb Grade Sealers
- Structural Adhesives
- Body Panel Reinforcement Pads
- Anti-Vibration Pads
- Air Drying Sealers



COATINGS

High-Performance Coatings

Structural Coatings & Primers, Heat Resistant Coatings, Intermediate Coatings, Topcoats, Miscellaneous Coatings.



Industrial Coatings

Water Based Coatings, Synthetic Enamels & Primers, Epoxy Primers, Polyurethane Paint Systems.



Floor Coatings

Epoxy & PU based Floor Coatings, Decorative Epoxy Floor Coating.



ENGINEERING ADHESIVES

- Anaerobic Threadlockers
- Thread Sealants
- Retaining Compounds
- Cyanoacrylates
- Epoxies
- MS Polymers
- Anti-Seize Compounds
- Pre-Applied
- MMA's
- Silicones & RTV's



PAINT BOOTH SOLUTIONS

- Tack Cloths & Wipes
 - Cotton
 - Knitted Polyester
 - Polyester Non-Woven
 - Alcohol Wipes
- Paint Booth Water Treatments
- Paint Booth Coatings & Maskings
- Paint Strippers



INDUSTRY APPLICATIONS



Industry	Metal Treatment Chemicals	Sealants	Engineering Adhesives	Coatings	Paint Booth Solutions
Auto OEM	✓	✓	✓	Floor	✓
Auto Ancillaries	✓	✓	✓	Floor & Industrial	✓
Cold Forming	✓			Floor	
Hot Forging	✓				
Steel & Coil	✓			Floor	
Appliances	✓		✓	Floor	✓
General Engineering	✓		✓	All	✓

BIOSCIENCES – ANIMAL HEALTH

- Chembond entered Animal Health business in 2010
- Nutritional supplements caters to Poultry, Dairy and Aqua segments
- Footprints across India
- In-house manufacturing and R&D
- CBL Business Units
 - Probiotics, Prebiotics & Enzymes
 - Biosecurity & Farm Management
 - Feed Additives
 - Vitamin & Mineral Premixes



MANUFACTURING FACILITIES



GROUP PRESENCE

- 100+ Dedicated Automotive Sales, Technical Service & Product Development team
- 4 Manufacturing Sites



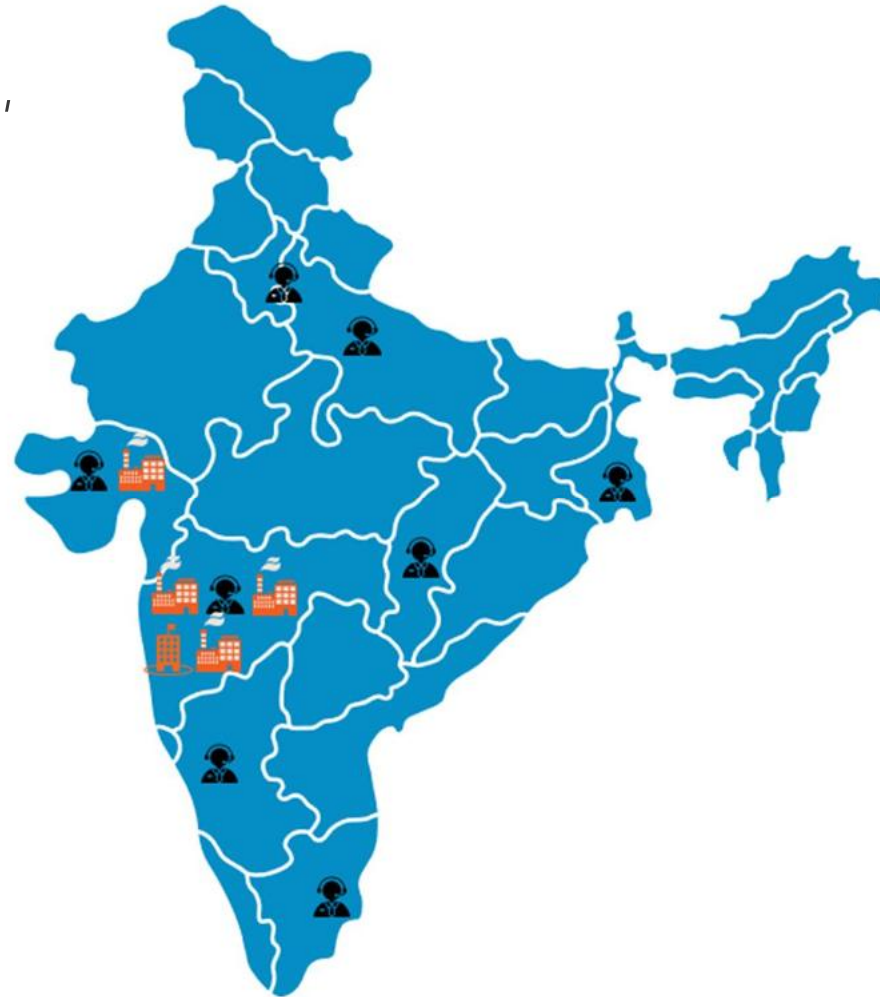
Manufacturing Plant



Branch Sales Office



Head Office and R&D



EMPLOYEE TRAINING & DEVELOPMENT

- Key Training Modules Include:
 - TQM (Total Quality Management)
 - Strategic Planning & Goal Setting
 - Visual Control (Mieruka)
 - T2 – Vendor System Audit
 - Root Cause Analysis & CAPA
 - Measurement System Analysis (MSA)
 - LOTO & Electrical Safety
 - Internal Audit: IATF 16949 & ISO 9001
 - Inventory Management, JIT & Variance Control



LABORATORIES & TECHNICAL SERVICES

- Advanced Testing Facilities at Mahape & Alandi equipped with
 - Application & Performance Testing
 - Analytical Capabilities
- QC & Testing Labs at multiple plant locations
- Expert Technical Team with experience in automotive pretreatment, coil coating, lubricants, and general industry.



CERTIFICATIONS



Environmental Standards
ISO 14001:2015
 (Tarapur & Dudhwada)

Occupational Health & Safety
OHSAS 45001:2018
 (Tarapur & Dudhwada)

Quality Certification
ISO 9001:2015 (All plants), IATF 16949:2016
 (Mahape - HO, Alandi, Tarapur)

Certificate

Standard **ISO 14001:2015**
 Certificate Registr. No. **01 104 097038**

Certificate Holder: **Chembond Chemicals Ltd.**
 Site: E6/3 & 4, M.I.D.C.,
 Tarapur-401506, District Palghar,
 India.

Scope: **Manufacture of Corrosion Inhibitor of Water Treatment, Manufacture of Metal Pretreatment Chemicals, Aerosol for Maintenance Repair Overhaul (MRO) & Paint for Chembond Material Technologies Pvt. Ltd. Formulation & Manufacture of Animal Feed Supplement for Chembond Biosciences Ltd.**

Proof has been furnished by means of an audit that the requirements of ISO 14001:2015 are met.

Validity: The certificate is valid from 2023-04-21 until 2026-04-20. First certification 2011

2023-04-21

TÜV Rheinland Cert GmbH
 Am Gleichen Stein 31106 Köln

Certificate

Standard **IATF 16949:2016**
(1st edition, 2016-10-01)
 Certificate Registr. No. **01 111 1329178/06**
 IATF Certificate No. **0460111**

Certificate Holder: **CHEMBOND MATERIAL TECHNOLOGIES PRIVATE LIMITED**
 Gat 226, Alandi Markal Road, Village Dhanore, Tal Khed,
 Dist. Pune 412105, Maharashtra, India

With remote location(s) according to annex

Scope: **Design and Manufacture of Sealants and Coatings**

Proof has been furnished by means of an audit that the requirements of IATF 16949:2016 are met.

Validity: The certificate is valid from 2022-10-18 until 2025-10-17.

Release date: 2022-10-18



2-140-0MC 01003

TÜV Rheinland Cert GmbH
 Am Gleichen Stein 31106 Köln
 Germany - NRW

1/2

Certificate

Standard **ISO 9001:2015**
 Certificate Registr. No. **01 100 1329178/06**

Certificate Holder: **CHEMBOND MATERIAL TECHNOLOGIES PRIVATE LIMITED**
 Gat 226, Alandi Markal Road, Village Dhanore, Tal Khed,
 Dist Pune - 412105, Maharashtra, India

Scope: **Design and Manufacture of Sealants, Coatings and Adhesives**

Proof has been furnished by means of an audit that the requirements of ISO 9001:2015 are met.

Validity: The certificate is valid from 2022-10-18 until 2025-10-17. First certification 2022

2022-11-02

TÜV Rheinland Cert GmbH
 Am Gleichen Stein 31106 Köln

Certificate

Standard **ISO 45001:2018**
 Certificate Registr. No. **01 213 097038**

Certificate Holder: **Chembond Chemicals Ltd.**
 Site: E6/3 & 4, M.I.D.C.,
 Tarapur-401506, District Palghar,
 India.

Scope: **Manufacture of Corrosion Inhibitor of Water Treatment, Manufacture of Metal Pretreatment Chemicals, Aerosol for Maintenance Repair Overhaul (MRO) & Paint for Chembond Material Technologies Pvt. Ltd. Formulation & Manufacture of Animal Feed Supplement for Chembond Biosciences Ltd.**

Proof has been furnished by means of an audit that the requirements of ISO 45001:2018 are met.

Validity: The certificate is valid from 2023-04-21 until 2026-04-20. First certification 2011

2023-04-21

TÜV Rheinland Cert GmbH
 Am Gleichen Stein 31106 Köln

CLIENTELE



EXECUTIVE COMMENTARY



Q4 FY26
Revenue from operations at
Rs. 71.75 crores

^ 14.1% vs Q3 2025-26

^ 37.4% vs Q4 2024-25

FY26
Revenue from operations at
Rs. 250.07 crores

^ 24.2% vs 2024-25

Revenue Performance of BU's

Material Technologies

vs Q3 FY26

^ 15.4%

vs Q4 FY25

^ 37.3%

vs FY25

^ 23.0%

Animal Health

^ 7.9%

^ 38.1%

^ 30.6%

-
- Material Technologies grew against all previous year quarters
 - Animal health continued its strong growth path

EXECUTIVE COMMENTARY



*EBITDA

Q4 FY 26 Rs. 6.44 crores
FY 26 Rs. 18.08 crores

**excluding other income & exceptional items*

↑ 55.6% vs Q3 FY26
↑ 79.2% vs Q4 FY25
↑ 33.1% vs FY25

Revenue outlook remains positive

External Geo political tensions impacted input prices, margins expected to be under stress

*PBT

Q4 FY26 Rs. 5.53 crores
FY26 Rs. 14.17 crores

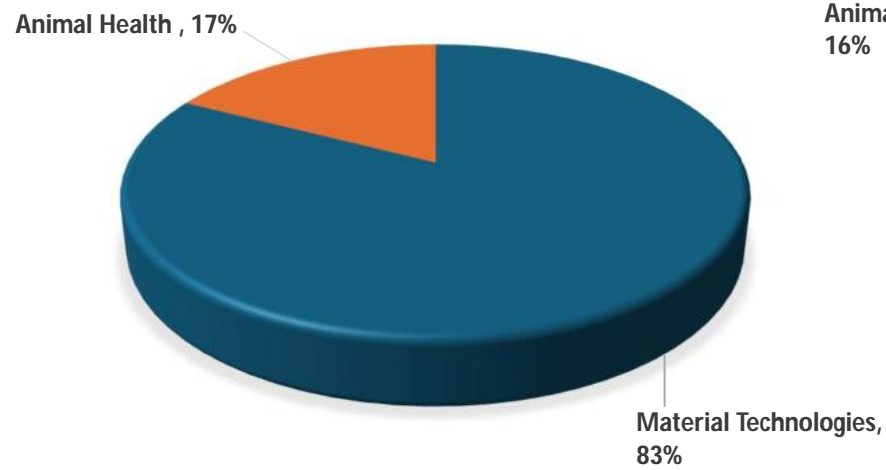
↑ 72.4% vs Q3 FY26
↑ 100.3% vs Q4 FY25
↑ 37.6% vs FY25

Input costs affected product margin

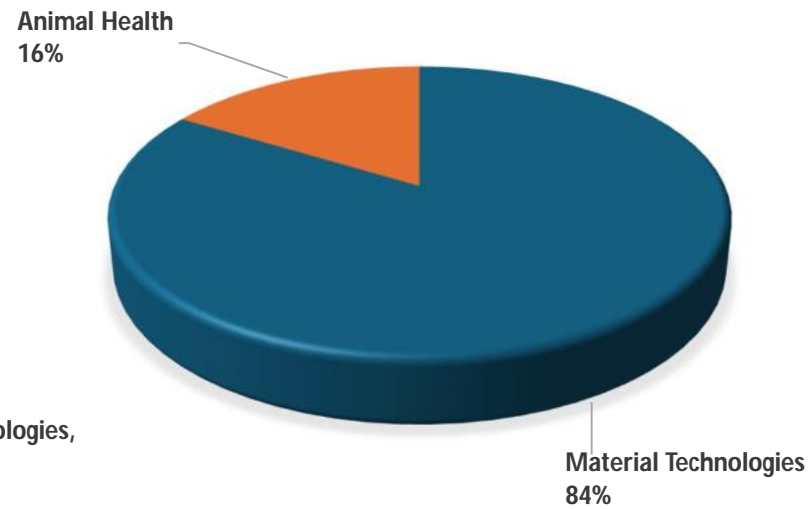
Other Income impacted due to negative fair value of mutual fund investments

Exceptional item of Rs 1.32 cr is the estimated impact on account of the new labour code

SHARE OF REVENUE BY SEGMENT

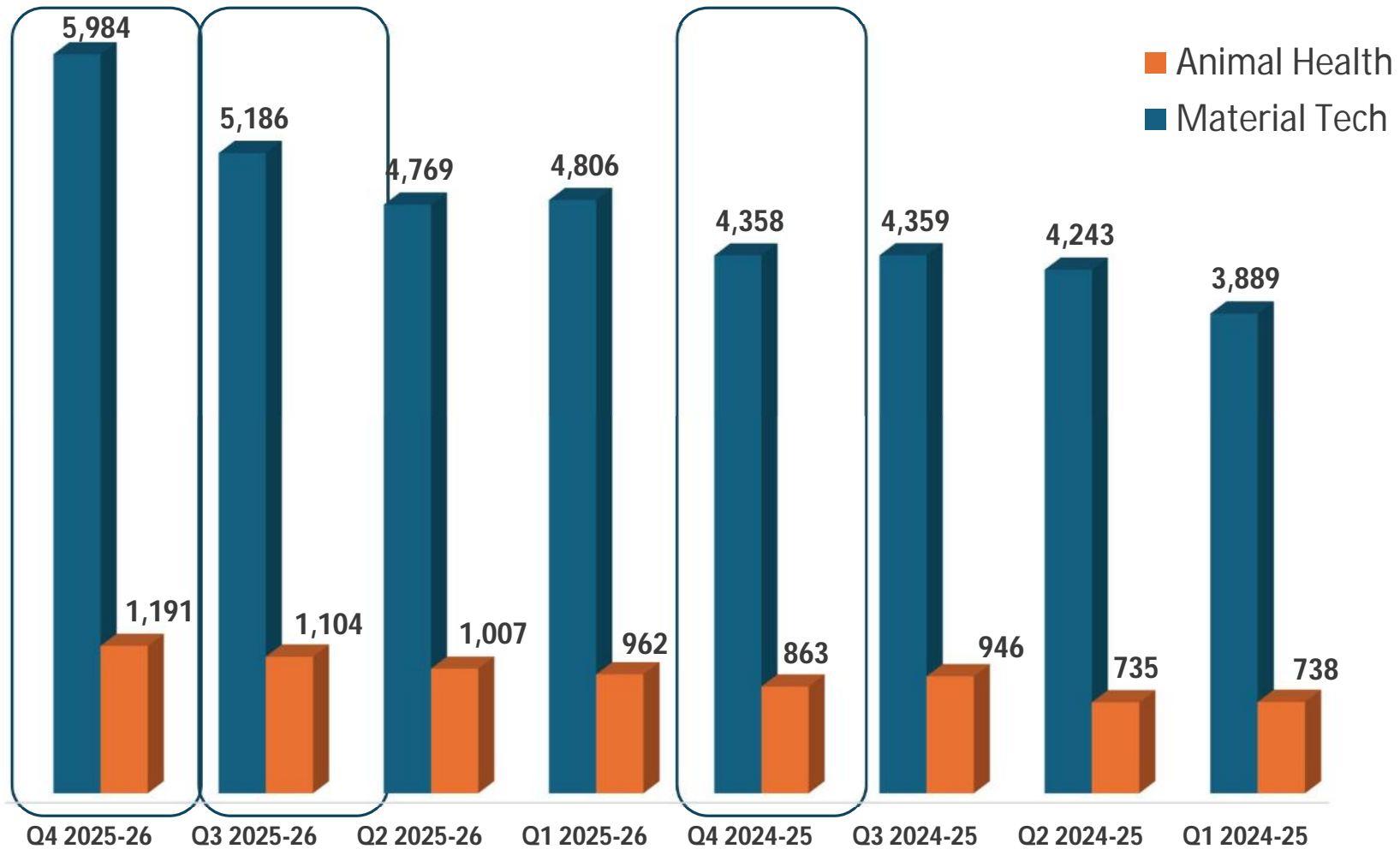


2025-26



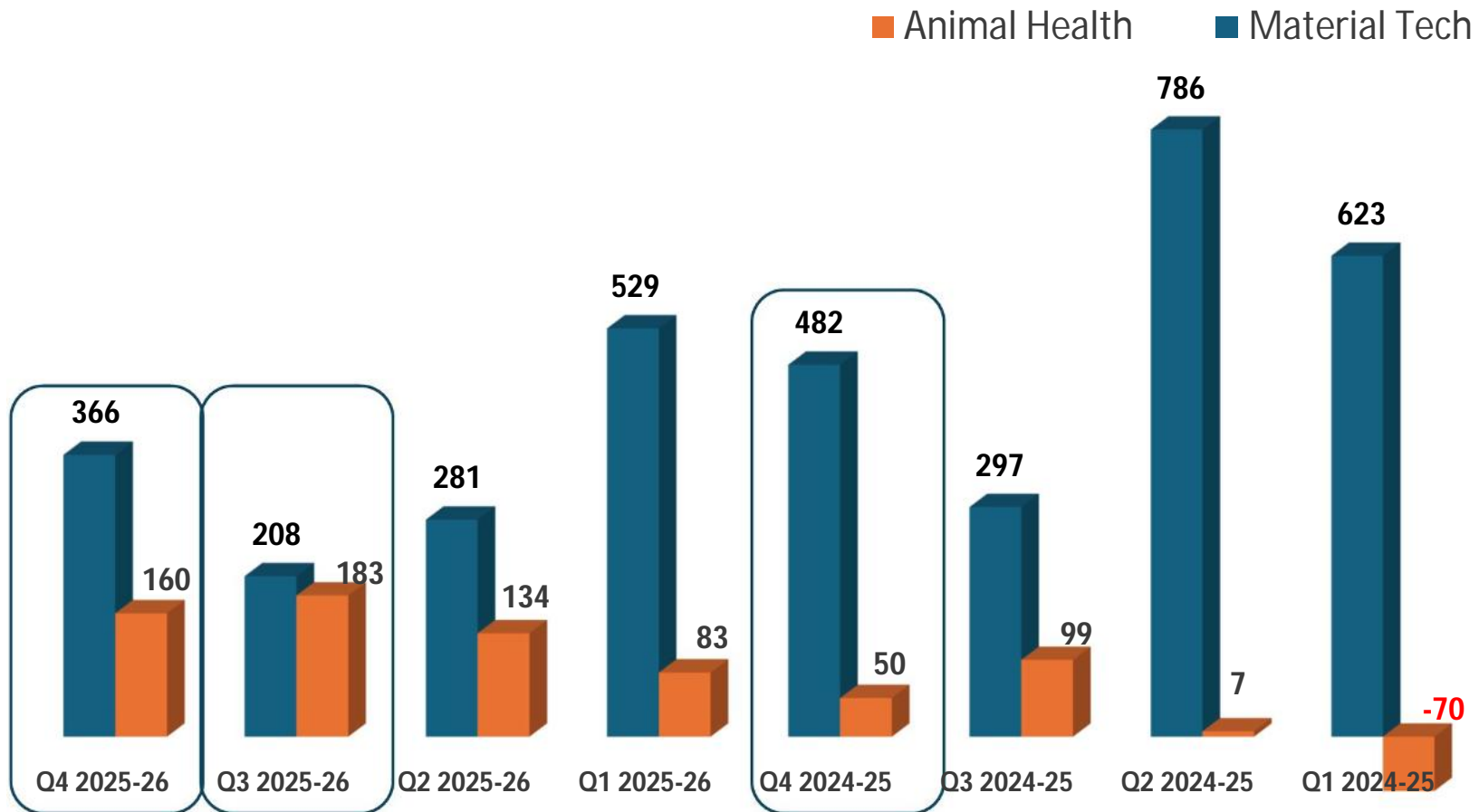
2024-25

REVENUES FROM OPERATIONS - QoQ



in ₹ lakhs

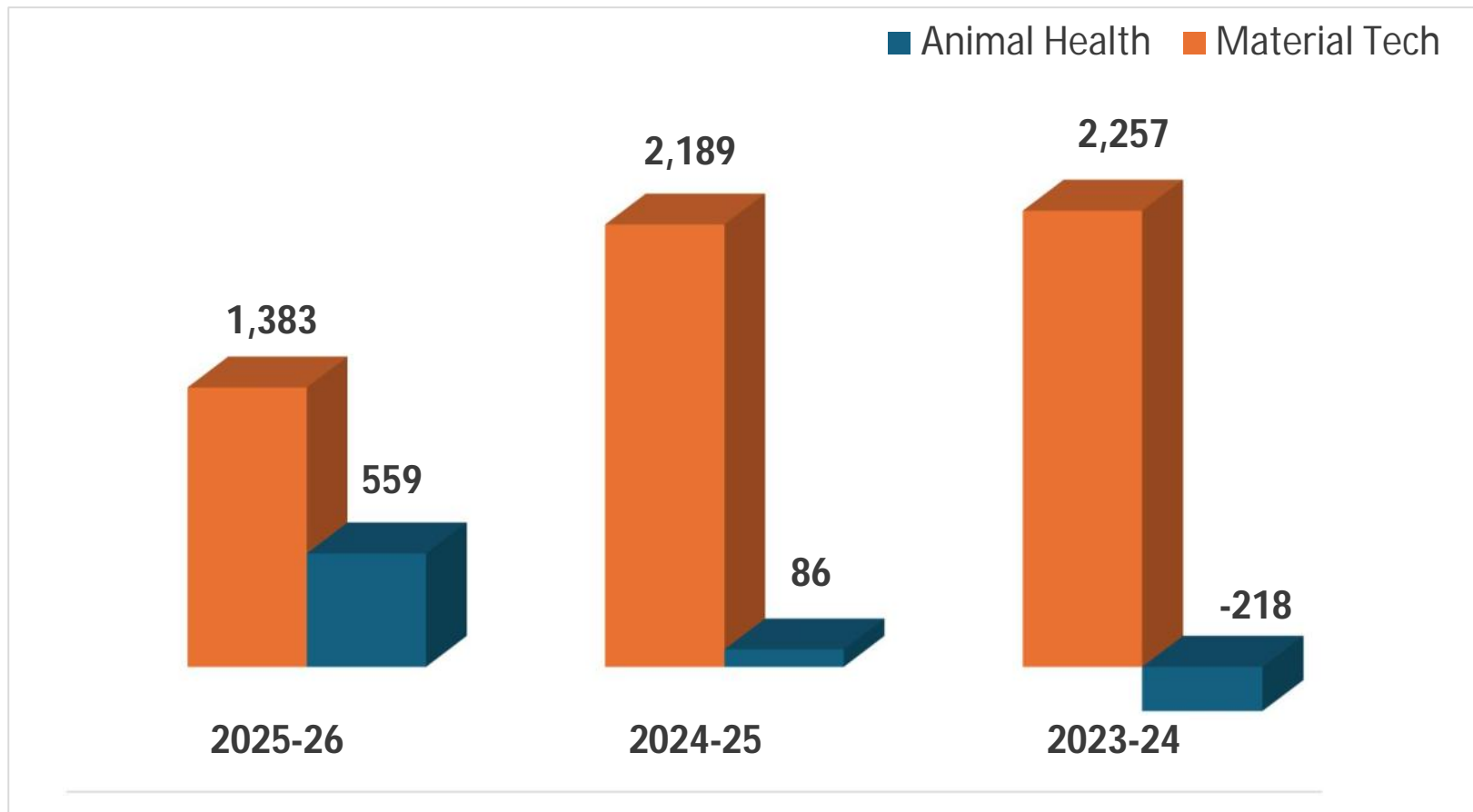
EBITDA- QoQ



Negative fair valuation from MF investments in Q4 FY26, Q2 FY26 and Q3 FY25;
Received final insurance settlement against loss on fire in Q2 FY25

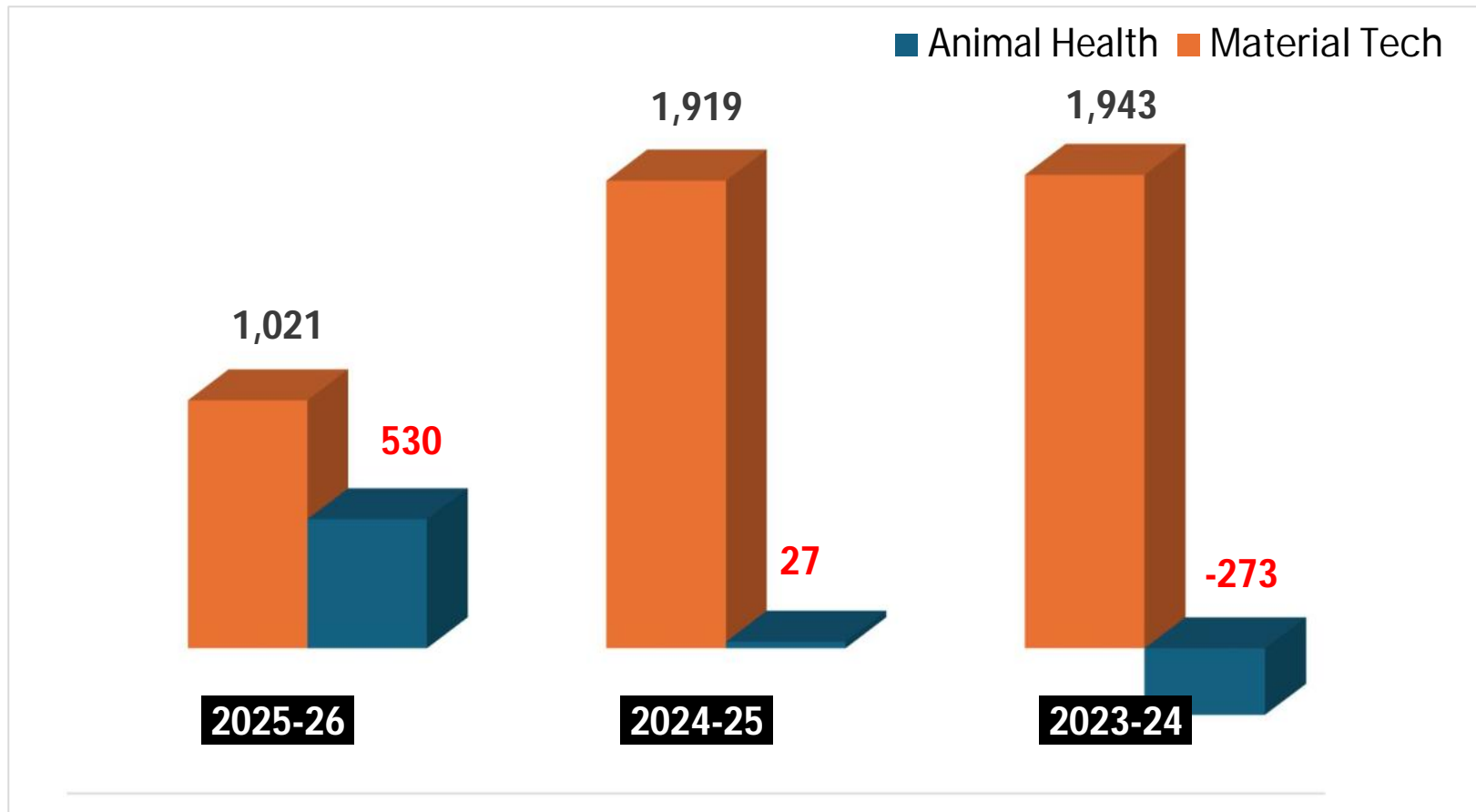
in ₹ lakhs

EBITDA - YoY



in ₹ lakhs

PROFIT BEFORE TAX



in ₹ lakhs

5 YR. FINANCIAL PERFORMANCE- CONSOLIDATED



Highlights	2023-24				
	2024-25	Restated	2022-23	2021-22	2020-21
Operating Result					
Revenue From Operations	20,129.99	17,824.43	44,044.41	34,898.08	27,444.58
Other Income	761.68	1,405.74	463.61	861.08	1,533.09
Finance Cost	63.79	76.03	104.13	68.91	42.19
Depreciation	264.86	293.54	450.53	447.86	455.45
PBT	1,946.10	1,669.47	3,366.79	2,053.76	2,852.92
PAT	1,756.24	1,117.63	2,477.19	1,398.57	2,040.89
Dividend on Equity Shares	470.69	403.45	672.41	302.59	-
Financial Position					
Equity Share Capital	672.41	672.41	672.4144	672.41	672.41
Reserves (Less Revaluation Reserve & Misc exp)	14,944.13	13,651.82	31,515.01	29,722.64	28,646.73
Net Worth	15,616.54	14,324.24	32,187.41	30,395.05	29,319.14
Borrowings	264.63	668.30	731.47	150.63	188.06
Net Block (Asset)	4,104.86	3,927.60	11,648.61	12,069.50	12,155.39
Ratios					
Return on Average Networth %(RONW) (PAT divided by Average Networth)	11.7%	4.8%	7.92%	4.68%	7.26%
Return on Average Capital Employed % (ROCE) (PBIT divided by Average Fund Employed Excluding Def tax liab)	13.02%	7.29%	10.94%	7.07%	10.21%
Gross Gearing % (Debt as a percentage of Debt plus Equity)	1.67%	4.46%	2.22%	0.49%	0.64%
Current Ratio (Current Assets divided by Current Liabilities**)	2.23	2.13	2.72	3.59	3.24
Asset Turnover Ratio (Net Sales divided by Total Assets)	1.00	0.93	1.10	0.97	0.78
Earning Per Share (Basic)*	13.06	8.31	18.36	10.35	15.13
Dividend Per Share					-
Book Value Per Share*	116.12	106.51	239.34	226.01	218.01

The Company has adopted Ind-AS accounting standards with effect from 1 St April 2016, hence F.Y 2017 onwards, the financials are reported as per Ind-AS and are not strictly comparable with previous Years. For FY 2016, Balance sheet items are as per Ind-AS.

* Adjusted for issue of Bonus Shares in March 2010 in the ratio of 1 : 1 & Subdivision of Shares in September 2016 from face value of Rs.10/- each to Rs.5/- each

** Current Liabilities excludes Short Term Borrowing and Current maturities of Long term Debt

in ₹ lakhs

5 YR. FINANCIAL PERFORMANCE- CONSOLIDATED



Highlights	2024-25	2023-24 Restated	2022-23	2021-22	2020-21
Operating Result					
Revenue From Operations	17,120.70	15,334.04	5,086.45	4,563.92	4,203.69
Other Income	719.97	1,405.08	541.34	1,010.51	1,191.20
Finance Cost	9.05	24.72	6.48	4.82	7.11
Depreciation	260.68	289.41	243.87	269.93	280.46
PBT	1,919.05	1,942.87	455.37	1,092.78	1,264.90
PAT	1,722.36	1,382.45	395.93	874.37	967.32
Dividend on Equity Shares	470.69	403.45	672.41	302.59	-
Financial Position					
Equity Share Capital	672.41	672.41	672.41	672.41	672.41
Reserves (Less Revaluation Reserve & Misc exp)	15,728.11	14,471.00	23,508.05	23,828.85	23,257.87
Net Worth	16,400.52	15,143.41	24,180.46	24,501.26	23,930.28
Borrowings					
Net Block (Asset)	4,080.84	3,903.35	3,552.68	3,252.55	3,414.79
Ratios					
Return on Average Networth %(RONW) (PAT divided by Average Networth)	11%	7.0%	1.63%	3.61%	4.13%
Return on Average Capital Employed % (ROCE) (PBIT divided by Average Fund Employed Excluding Def tax liab)	12%	10%	1.90%	4.55%	5.45%
Gross Gearing % (Debt as a percentage of Debt plus Equity)	0.00%	0.00%	0.00%	0.00%	0.00%
Current Ratio (Current Assets divided by Current Liabilities**)	2.66	2.65	6.39	9.95	7.45
Asset Turnover Ratio (Net Sales divided by Total Assets)	0.85	0.81	0.20	0.18	0.17
Earning Per Share (Basic)*	12.81	10.28	2.61	6.53	7.18
Dividend Per Share					-
Book Value per Share*	121.95	112.60	179.80	182.19	177.94

The Company has adopted Ind-AS accounting standards with effect from 1 St April 2016, hence F.Y 2017 onwards, the financials are reported as per Ind-AS and are not strictly comparable with previous Years.For FY 2016, Balance sheet items are as per Ind-AS.

* Adjusted for issue of Bonus Shares in March 2010 in the ratio of 1 : 1 & Subdivision of Shares in September 2016 from face value of Rs.10/- each to Rs.5/- each

** Current Liabilites excludes Short Term Borrowing and Current maturites of Long term Debt

in ₹ lakhs

CONTACT US



Chembond Material Technologies Ltd.

(formerly known as Chembond Chemicals Limited)

Chembond Center, EL-71 MIDC Mahape, Navi Mumbai- 400710, INDIA.

www.chembond.in

T: +91 22 62643000 - 03

F: +91 22 27681294

E: cs@chembond.in



Thank You

✉ info@chembond.in | [in](#) [f](#) [x](#)